

> TITLE: Energy report

> PERIOD: 01-07-2018 08:00 - 01-08-2018 08:00

> LOCATION: VPI HQ

OVERVIEW AIR USAGE

PARAMETER	CURRENT PERIOD	LAST PERIOD	DELTA	YTD	
Production 1 [Totalizer]	33737	35786	-2049	15931	m3n
Production 2 [Totalizer]	-183745	616017	-799762	171900	m3n
Production 3 [Totalizer]	481316	471405	+9911	1541188	m3n
Production 4 [Totalizer]	132742	27602	+105140	442695	m3n
Production 5 [Totalizer]	44988	16392	+28596	132997	m3n
Total	509038	1167202	-658164	2304711	m3n

AIR DISTRIBUTION

> Production 1: 31412 m3n

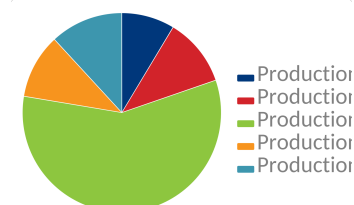
> Production 2: 40292 m3n

> Production 3: 210408 m3n

> Production 4: 38131 m3n

> Production 5: 43126 m3n

> Total: 363371 m3n



ELECTRICITY USAGE

PARAMETER	CURRENT PERIOD	LAST PERIOD	DELTA	YTD	
Compressor 1 [Input 0]	2105	644	+1461	36643	kWh
Compressor 2 [Input 1]	94787	114759	-19972	327341	kWh
Compressor 3 [Input 2]	103669	100176	+3493	318100	kWh
Machine 1 [Input 3]	8148	2202	+5946	18741	kWh
Machine 2 [Input 4]	18265	7050	+11215	36380	kWh
Total	226974	224831	+2143	737205	kWh

KPIS

KPI	CURRENT PERIOD	LAST PERIOD	DELTA	UNIT	STATUS
Average usage	97.68	107.81	-10.13	m3n / hour	●
kWh today	679586453....	521433752....	+158152700...	kWh	●
Efficiency	112213.73	78010.86	+34202.87	kW / m3n / min	●
Costs per m3n	37.40	26.00	+11.40	Euro / m3n	●
m3n today	363370.75	401047.03	-37676.28	m3n	●

> TITLE: Energy report

> PERIOD: 01-07-2018 08:00 - 01-08-2018 08:00

> LOCATION: VPI HQ

DRYER TEMPERATURE

PARAMETER	MIN	MAX	AVERAGE	
Analog [Temperature drier]	3.06	12.96	5.29	deg C
Analog [Temperature drier]	26.34	39.24	31.45	deg C

WATER USAGE

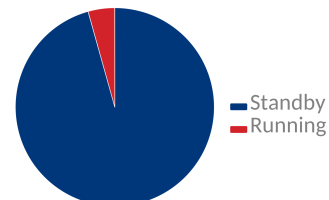
PARAMETER	CURRENT PERIOD	LAST PERIOD	DELTA	YTD	
Line 1 [[5]WM1]	13642	12854	+788	45603	In
Line 2 [[6] WM2 Hal16]	135	0	+135	135	In
Line 3 [[7] WM3 Office]	16779764	6325723	+10454041	23138341	In
Line 4 [[8] WM4 Fire water]	1213	710	+503	2268	In
Line 5 [[9] WM5 Hall 1-2 ...]	704232	625270	+78962	2512517	In
Line 6 [[10] WM6 Fire water]	1890	65	+1825	2078	In
Line 7 [[11] WM7 Hal 3.....]	243190	532215	-289025	1412432	In
Production 1 [input 5]	66418	43778	+22640	110196	In
Production 2 [Input 6]	31370	6148	+25222	37518	In
Production 3 [Input 7]	206755	85849	+120906	292604	In
Total	18048609	7632612	+10415997	27553692	In

SUMMARY

PARAMETER	MIN	MAX	AVERAGE	
Analog [Dew Point]	3.24	29.79	9.45	deg C

COMPRESSOR 1

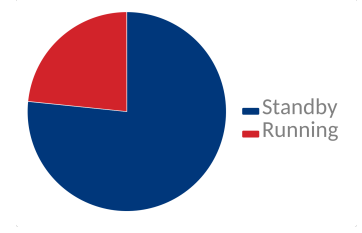
- > Standby: 1.4 % 2.34 Euro
- > Running: 18.8 % 31.72 Euro
- > Total consumption: 2105 kWh 168.36 Euro
- > Total starts: 680



> TITLE: Energy report
> PERIOD: 01-07-2018 08:00 - 01-08-2018 08:00
> LOCATION: VPI HQ

COMPRESSOR 2

> Standby: 0 % 2.6 Euro
> Running: 3.2 % 242.75 Euro
> Total consumption: 94787 kWh 7582.99 Euro
> Total starts: 959



COMPRESSOR 3

> Standby: 0 % 1.99 Euro
> Running: 2.7 % 220.98 Euro
> Total consumption: 103669 kWh 8293.52 Euro
> Total starts: 688

